

# What to expect from your NAVIO<sup>◇</sup> Robotics-assisted Total Knee Replacement



Patient guide

Using the next-generation JOURNEY<sup>◇</sup> II Total Knee System



---

## Introduction

Learning that you have knee pain caused by osteoarthritis can be discouraging. Fortunately, there are many treatment options to address knee pain. If surgery is the best option, you should be happy to know your surgeon uses the latest technology and products from Smith & Nephew, a 150-year old medical technology company that was recently ranked by Forbes Magazine as one of the most innovative companies in the world! After reading this booklet, we hope that you have a better understanding of knee pain caused by osteoarthritis, the current treatment options, and what to expect from a NAVIO<sup>®</sup> robotics-assisted total knee replacement procedure using the JOURNEY<sup>®</sup> II Total Knee System.

Please note: the information in this booklet is for educational purposes only and is not meant as medical advice. Every patient's case is unique. You should consult with your surgeon on the specific treatment plan designed for you. Remember to always follow your physician's instructions.



---

## Table of Contents

The knee and osteoarthritis	6
Treatment for knee osteoarthritis	7
Reasons for surgery	8
Total knee replacement	9
Total knee replacement with the NAVIO <sup>°</sup> Surgical System	10 - 11
The JOURNEY <sup>°</sup> II Total Knee System	12 - 13
Preparation for surgery	14 - 15
What to expect in surgery	16 - 17
Postoperative	18
Rehabilitation following surgery	19
Complications	20
Disclaimer	21
Notes	22 - 23

## The knee and osteoarthritis

The knee is a hinge-like joint made up of the femur (thighbone), tibia (shinbone), and patella (kneecap) held together by muscles, ligaments and other important soft tissue. In between the knee is a natural cushioning called meniscus that is made up of cartilage. This material provides shock absorption during weight bearing activities such as walking or climbing stairs. Through wear and tear, the cartilage in your knee can break down causing a disease known as osteoarthritis. Age, obesity, heredity, gender and other factors can lead to the progression of osteoarthritis. Common symptoms include pain, swelling and stiffness.

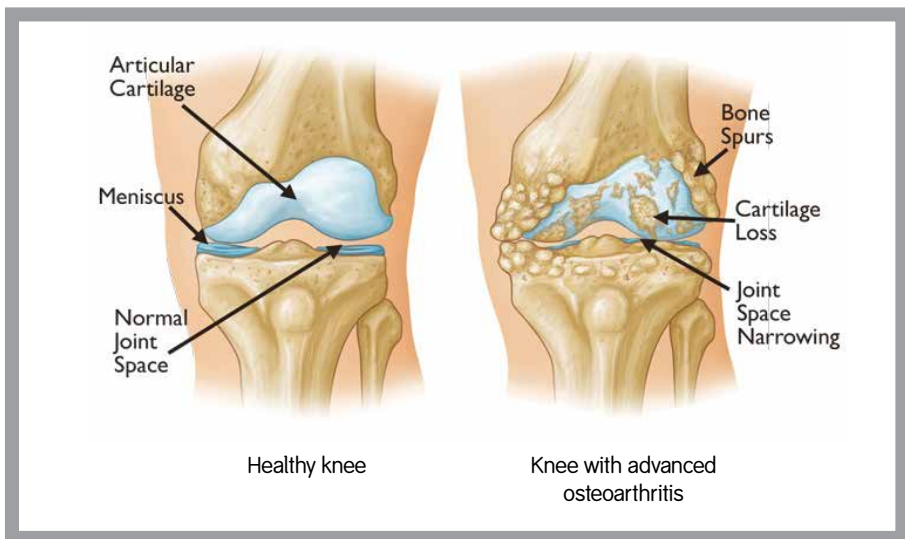


Image provided by the American Academy of Orthopaedic Surgeons (AAOS) with consent

---

## Treatment for knee osteoarthritis

While there is no cure for osteoarthritis, there are multiple treatment options to manage the pain and potentially delay progression of the disease.

### Non-surgical treatment options:

- **Lifestyle changes:** lose weight and avoid aggravating activities to reduce the stress on your knee
- **Exercises:** physician prescribed low impact exercises designed to improve strength and flexibility
- **Anti-inflammatory medications:** intended to decrease swelling in the joint and provide temporary pain relief
- **Cortisone/steroid injection:** powerful anti-inflammatory agent injected directly into the joint
- **Joint fluid therapy:** a series of injections directly into your knee, designed to improve lubrication in the joint
- **Glucosamine/chondroitin:** dietary supplements intended to support joint health
- **Bracing:** used to provide external stability to the knee

### Surgical treatment options:

- **Arthroscopic surgery:** a minimally invasive procedure that removes debris or repairs torn cartilage; often less effective as osteoarthritis progresses
- **Partial knee replacement surgery:** a procedure that replaces the single damaged compartment of the knee; generally reserved for early to mid-stage osteoarthritis
- **Total knee replacement surgery:** a procedure that replaces all three compartments of the knee, when osteoarthritis reaches an advanced stage

## Reasons for surgery

Knee replacement surgery should be considered when all conservative measures fail to provide relief. Surgery may be performed for the following reasons:

- Relieve pain
- Improve joint stability
- Improve alignment and correct bone deformity
- Maximize quality of life
- Optimize activities of daily living





## Total knee replacement

Total knee replacement is one of the most common surgical procedures performed in all of medicine; there are over 600,000 performed every year in the United States. More than 90% of people who undergo total knee replacement experience dramatic relief in knee pain and are better able to perform common activities.<sup>2</sup>

Total knee replacement removes and replaces the damaged knee surface with an implant. A total knee implant is made up three parts: a metal femoral component (thighbone), a metal tibial component (shinbone), and a plastic spacer that is placed in between. A fourth component made of plastic is sometimes used to cover the back of the patella (knee cap).

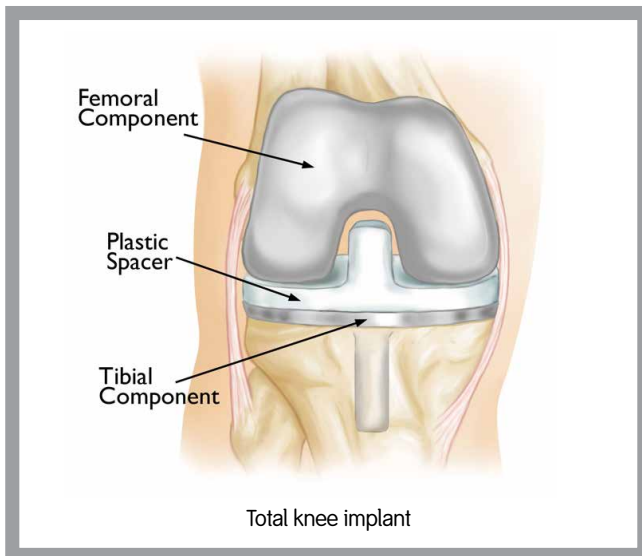


Image provided by the American Academy of Orthopaedic Surgeons (AAOS) with consent

## Total knee replacement with the NAVIO<sup>o</sup> Surgical System

The NAVIO Surgical System is a tool your surgeon uses to correctly size and position the total knee implant with computer and robotic assistance.

Computer assistance is used to collect the unique shape and motion of your knee to virtually plan the procedure. Robotic assistance is used to accurately perform the procedure. The extra layer of planning and precision provided by the NAVIO System aims to ensure the procedure is performed exactly as your surgeon intends. The NAVIO System does not perform the procedure; rather it assists your surgeon by providing accuracy and precision<sup>3</sup> – crucial to the success of the surgery.



NAVIO Surgical System

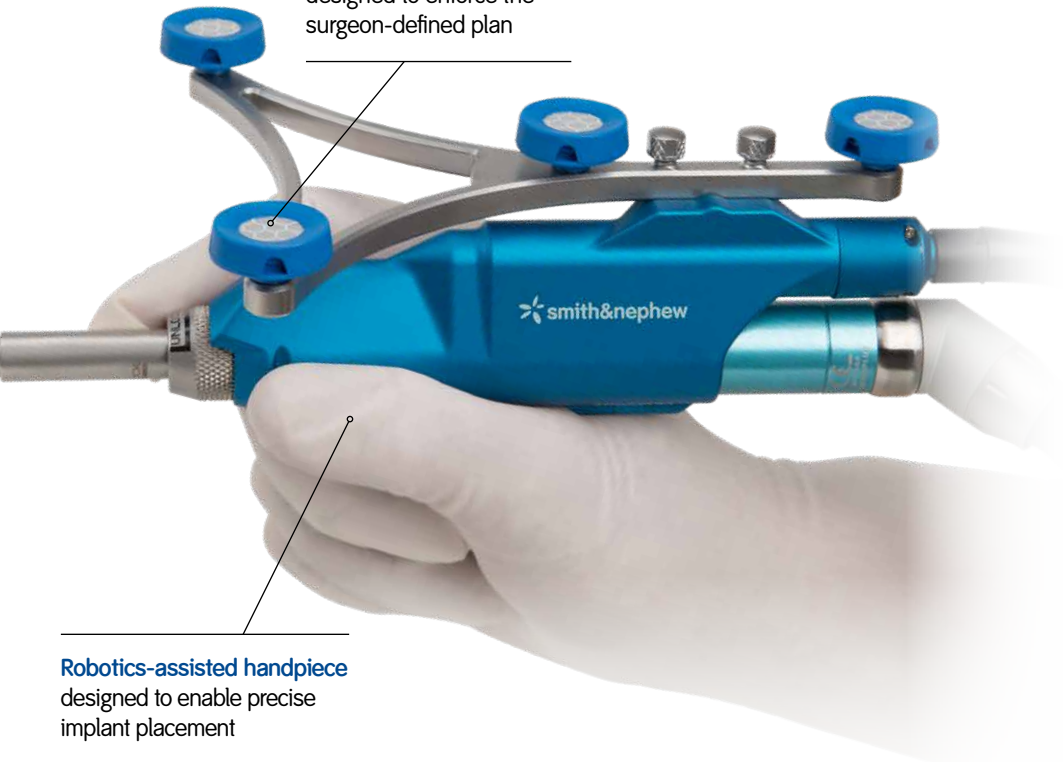
**Computer assistance**  
designed to ensure consistent  
and accurate results





Advanced planning software allows the surgeon to tailor the procedure to the unique shape and motion of your knee.

**Advanced instrumentation**  
designed to enforce the  
surgeon-defined plan



**Robotics-assisted handpiece**  
designed to enable precise  
implant placement

## The JOURNEY<sup>®</sup> II Total Knee System

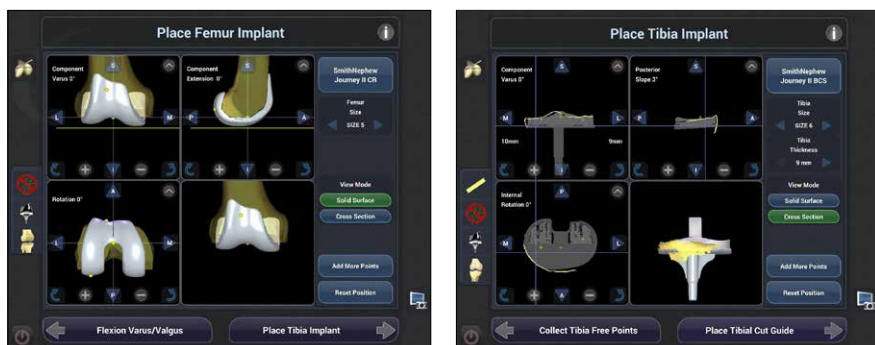
The JOURNEY II Total Knee System is a next-generation knee implant design that combines the stability and natural motion of the human knee with low-friction materials – called VERILAST<sup>®</sup> Technology – that have the potential to last significantly longer than traditional knee implants.

VERILAST Technology combines the wear reducing properties of a one-of-a-kind, bio-friendly metal called OXINIUM<sup>®</sup> Oxidized Zirconium, with a proprietary, highly cross-linked polyethylene. It is the only such combination on the market today and has more than a decade of clinical data behind it.



JOURNEY II Total Knee System

The JOURNEY® II Total Knee System is designed with the same shapes and profiles of your real knee. Because of this, the soft tissues in your knee may not have to readjust to the new shapes and forces after surgery like in traditional designs. This is intended to make your rehabilitation and recovery shorter.



Pairing the JOURNEY II Total Knee System with the NAVIO® Surgical System allows your surgeon to position the implant with robotics-assisted accuracy and precision.

## Preparation for surgery

There are several activities that you should plan for once you decide to have surgery.

- **Initial surgical consultation:** Preoperative X-rays, complete past medical history, complete past surgical history, complete list of all medications and allergies (prescription, over-the-counter, vitamin supplements).
- **Complete physical examination:** Your internist or family physician may determine if you are in the best possible condition to undergo surgery.
- **Blood donation:** A transfusion may be necessary after surgery, therefore you may wish to donate blood prior to surgery.
- **Physical therapy:** Instruction in an exercise program to begin prior to surgery and an overview of the rehabilitation process after surgery will better prepare you for post-operative care.
- **Preparation for the hospital:**

You may want to bring the following items:

  - **Clothing:** underwear, socks, T-shirts, exercise shorts for rehabilitation
  - **Footwear:** walking or tennis shoes for rehab; slippers for hospital room
  - **Walking Aids:** walker, cane, wheelchair or crutches if used prior to surgery
  - **Insurance Information**

- **Evening before surgery:**

- Follow your surgeon's instructions for preparation the evening before surgery.
- You may be advised not eat or drink after midnight.
- Shower with five-minute scrub to surgical area with special soap provided or as advised.
- Prepare your belongings and review total knee booklet.

- **Preparation for after surgery:**

- Move items and furniture in your home so they are easier to access while your mobility is limited.
- Remove clutter and obstacles that could be tripping hazards
- Have a plan; preparing meals ahead of time and arranging visitors to help with everyday chores will make your recovery smoother.



Follow your surgeon's complete instructions leading up to surgery.

## What to expect in surgery

You will first be placed under anesthesia to relax your body for surgery and block pain. The correct form of anesthesia will be discussed and determined prior to surgery with your surgeon and anesthesiologist.

Your surgeon will then make an incision that extends several inches above the knee cap to several inches below the knee cap. Using the NAVIO<sup>®</sup> System, special trackers are secured to both the thigh bone (femur) and shin bone (tibia) with four small surgical pins placed through tiny incisions in the skin. These trackers are crucial to the precision of the system as they provide a constant reference point to the surgeon throughout the procedure.

Using computer assistance, the unique shape and motion of your knee are collected by the surgeon. This allows for a three-dimensional model of your knee to be generated and used by the surgeon to plan the procedure. Proper implant size and position will be determined at this time.



Incision made on knee



The JOURNEY<sup>®</sup> II Total Knee System implant is positioned virtually using advanced NAVIO planning software.



Once your surgeon virtually determines the correct implant size and positioning, a handheld robotics-assisted tool (the NAVIO<sup>®</sup> handpiece) is used to accurately position bone removal cut guides. These cut guides enable the surgeon to use a surgical saw to remove your damaged knee bone, making room for the implant. The extra layer of precision provided by the NAVIO System is designed to enable accurate cut guide placement. The NAVIO System does not perform the procedure; rather it assists your surgeon by providing accuracy and precision<sup>3</sup> – crucial to the success of the surgery.

Once the implant is in the final position, the incision is thoroughly cleaned and closed, completing the procedure.



## Postoperative

Immediately after surgery you will be monitored as you awake from anesthesia. Once awake, you will be taken to your hospital room.

In addition to the incision along your knee there will be two small incisions on both your thigh and lower leg where the tracker pins were placed. Expect to feel some pain. This is a natural part of the healing process. Your doctor and nurses will work to reduce your pain.

Most patients begin exercising their knee the day after surgery, although each patient's postoperative care will vary. A physical therapist will prescribe exercises to help restore knee strength and function, and increase range of motion in your knee. It is common to experience swelling, stiffness and tightness at this time.



## Rehabilitation following surgery

The success of your surgery will largely depend on how well you follow your surgeon's instructions the first few weeks following surgery. How quickly you recover depends on factors such as knee pain, flexibility, strength and balance. Follow up visits will likely be scheduled to check up on your condition and progress as you recover.

In order for you to meet the goals of knee replacement surgery, you must take ownership of the rehab process and work diligently on your own as well as with your physical therapist. The rehabilitation process can be quite painful at times. However, if you commit to following your program and overcome the challenges in rehab, you will succeed in meeting the goals you set when deciding on surgery.



---

## Complications

As with any surgical procedure, there are risks involved with total knee replacement surgery. Every patient's case is unique. You should consult with your physician on the specific complications you may encounter. Complications may include, but are not limited to:

- **Blood clots:** Your physician may prescribe medication to help prevent blood clots.
- **Infection:** Antibiotics may be given before surgery and continued afterward to help prevent infection.
- **Injury to nerves or vessels:** While rare, nerve and blood vessel damage may occur during the procedure.<sup>2</sup>
- **Other risks:** Individual patient risks should be discussed with your surgeon.

## Disclaimer

The NAVIO<sup>®</sup> System is not for everyone. Children, pregnant women, patients who have mental or neuromuscular disorders that do not allow control of the knee joint and morbidly obese patients should not undergo a NAVIO procedure. Knee replacement surgery is intended to relieve knee pain and improve knee functions. However, implants may not produce the same feel or function as your original knee. There are potential risks with knee replacement surgery such as loosening, fracture, dislocation, wear and infection that may result in the need for additional surgery. Longevity of implants depends on many factors, such as types of activities and weight. This information, including postoperative care, is provided for educational purposes only. Smith & Nephew does not provide medical advice. In no event shall Smith & Nephew be liable for any damages whatsoever arising out of the use of or inability to use the expressed views. Consult your surgeon for details to determine if a NAVIO Robotics-assisted procedure is right for you.

The NAVIO System is intended to assist the surgeon in providing software-defined spatial boundaries for orientation and reference information to anatomical structures during orthopedic procedures. The NAVIO System is indicated for use in surgical knee procedures, in which the use of stereotactic surgery may be appropriate, and where reference to rigid anatomical bony structures can be determined. These procedures include unicondylar knee replacement (UKR), patellofemoral arthroplasty (PFA), and total knee arthroplasty (TKA). The NAVIO System is indicated for use with cemented implants only.


1. The World's Most Innovative Companies, Forbes Magazine, <http://www.forbes.com/companies/smith-nephew/>, accessed 10/19/16.
2. American Academy of Orthopaedic Surgeon website, <http://orthoinfo.aaos.org/topic.cfm?topic=A00389>
3. Total Knee Replacement, OrthoInfo. American Academy of Orthopaedic Surgeons (AAOS), online publication, <http://orthoinfo.aaos.org/topic.cfm?topic=A00389>, accessed August 5, 2016.
4. Lonner, et al. "High Degree of Accuracy of a Novel Image-free Handheld Robot for Unicondylar Knee Arthroplasty in a Cadaveric Study." Clinical Orthopaedics and Related Research. Advanced online publication. DOI 10.1007/s11999-014-3764-x5 American Association of Orthopaedic Surgeons (2014). AAOS.org.

## Notes



A woman with short grey hair, wearing a bright red long-sleeved athletic jacket and black leggings, is captured in a running pose. She is smiling and looking towards the left. The background shows a calm body of water, likely a lake, with a line of trees in the distance under a bright, slightly hazy sky. The entire image is overlaid with a series of horizontal dashed lines, creating a grid for taking notes.

# Notes



A series of horizontal dotted lines for writing, overlaid on a background image of a snowy landscape with trees and a building in the distance.



---

254 Easton Avenue  
New Brunswick, NJ 08901

**732.745.8600**

[www.SaintPetersHCS.com](http://www.SaintPetersHCS.com)